

GRAPHIC SPECIFICATIONS

IN012 - Illuminated Double Expodesk ALU

Artwork specifications:

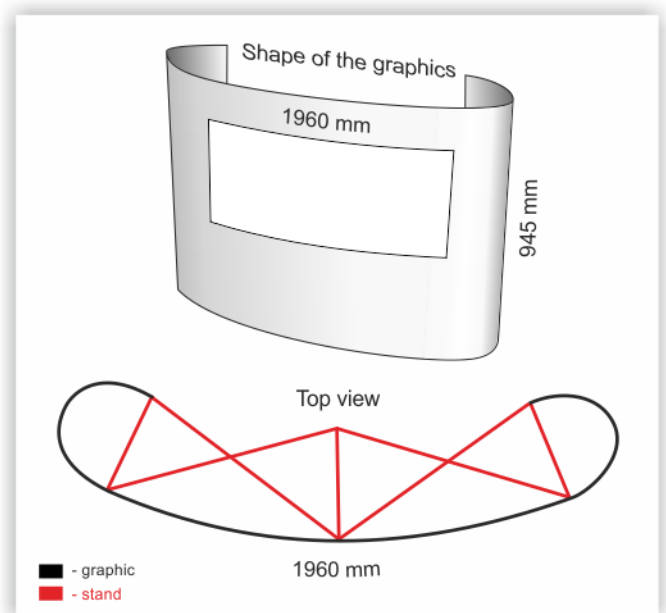

- ✓ file format: TIFF, JPG, PDF, CDR, EPS, PSD, AI - we recommend TIFF
- ✓ color mode: RGB, CMYK or a combination of RGB, CMYK, Pantone (only in PDF or AI files)
- ✓ the artwork should be build as one file, without bleed / trimming marks
- ✓ scale 1:1
- ✓ resolution: minimum 72 dpi - we recommend 150 dpi
- ✓ all Corel Draw files must have fonts converted to outlines.
- ✓ we recommend using LZW compression when exporting TIFF files.

Product specifications:


- ✓ total graphic area: W: 1960 mm H: 945 mm
- ✓ graphic area visible in the front: W: 960 mm H: 945 mm
- ✓ illuminated area: L: 700mm si H: 300mm (positioned at 630mm from the artwork left edge, at 630mm from the artwork right edge, at 105mm from the artwork top edge and at 540mm from the artwork bottom edge)

Recommendations:

- ✓ Do not place important graphic elements (logo, texts, images, etc.) in the first 20 mm from the top or in the last 20 mm to the bottom (see the next page template).
- ✓ Place in the central area (size W: 960 mm H: 945 mm) the graphic elements which should be visible in the front (see the next page template).
- ✓ Place in the 2 side areas (size W: 350 mm H: 945 mm, positioned at 150mm from the artwork edges) the graphic elements which should be visible from the left / right side (see the next page template).
- ✓ The graphic colors may slightly differ from the colors on your screen or on other print proofs, due to factors such as: type of the printed material, ink type, print technology, your screen calibration, etc. If in doubt, we recommend you to request a print proof, prior to placing an order.



The pictures are for presentation only; your product might be slightly different!



Total graphic area: (w) 1960 x (h) 945 mm.

Dimensions illuminated area: L: 700 mm and H: 300 mm

The graphic elements (logo, texts, images, etc.) placed in the grey central area will be visible in the front.

The graphic elements placed in the orange side areas will be visible from the left / right side.

The graphic elements placed in the blue areas will be visible from the back of the system.

Do not place important graphic elements in the red area.
